


Arduino Nano (V2.3)

User Manual



Released under the Creative Commons Attribution Share-Alike 2.5 License

<http://creativecommons.org/licenses/by-sa/2.5/>

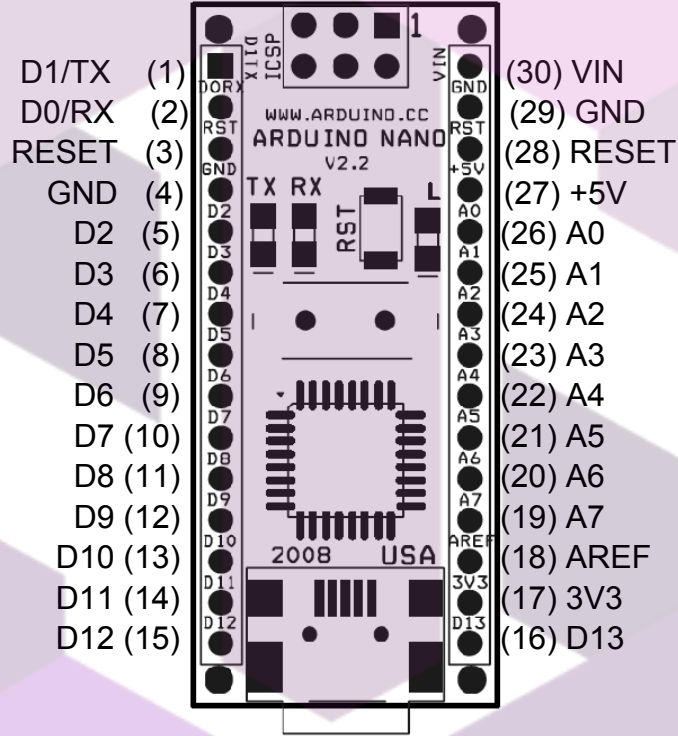
More information:

www.arduino.cc

Rev. 2.3

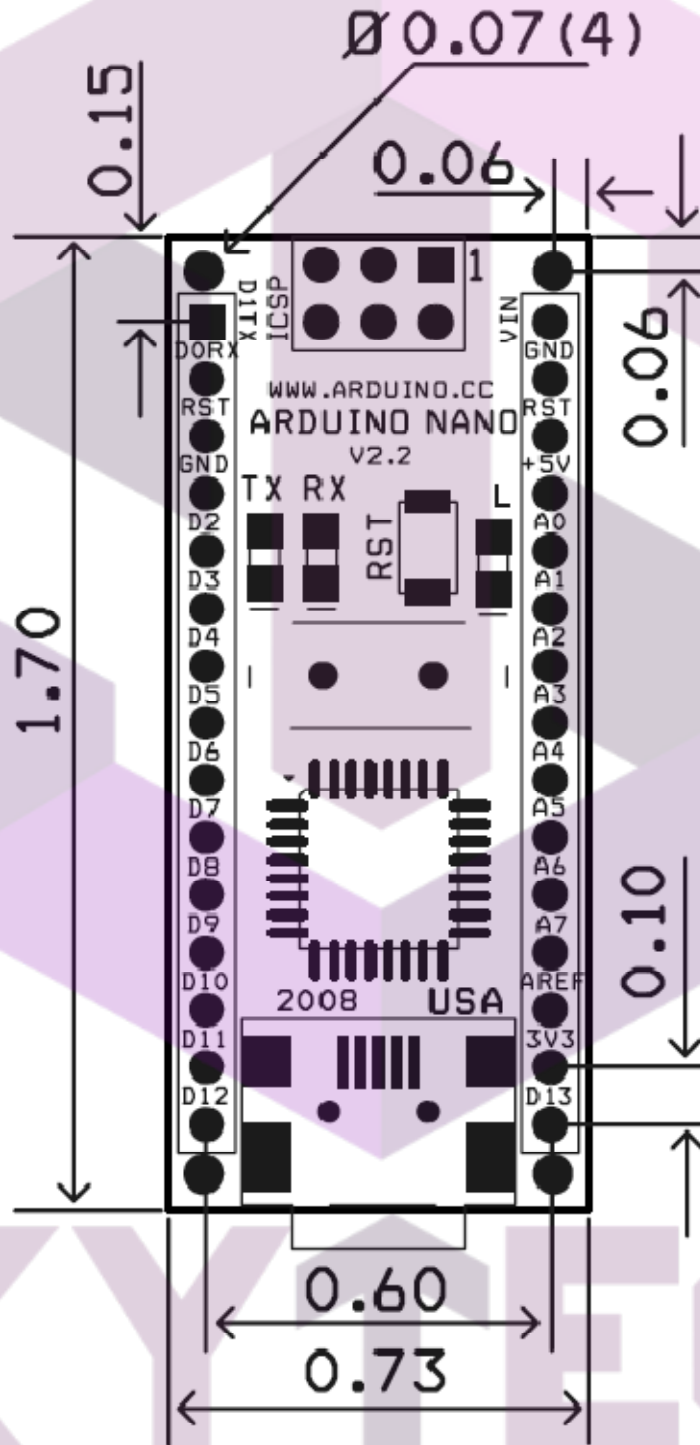
تهیه و توزیع قطعات الکترونیک

Arduino Nano Pin Layout



Pin No.	Name	Type	Description
1-2, 5-16	D0-D13	I/O	Digital input/output port 0 to 13
3, 28	RESET	Input	Reset (active low)
4, 29	GND	PWR	Supply ground
17	3V3	Output	+3.3V output (from FTDI)
18	AREF	Input	ADC reference
19-26	A7-A0	Input	Analog input channel 0 to 7
27	+5V	Output or Input	+5V output (from on-board regulator) or +5V (input from external power supply)
30	VIN	PWR	Supply voltage

Arduino Nano Mechanical Drawing



ALL DIMENSIONS ARE IN INCHES

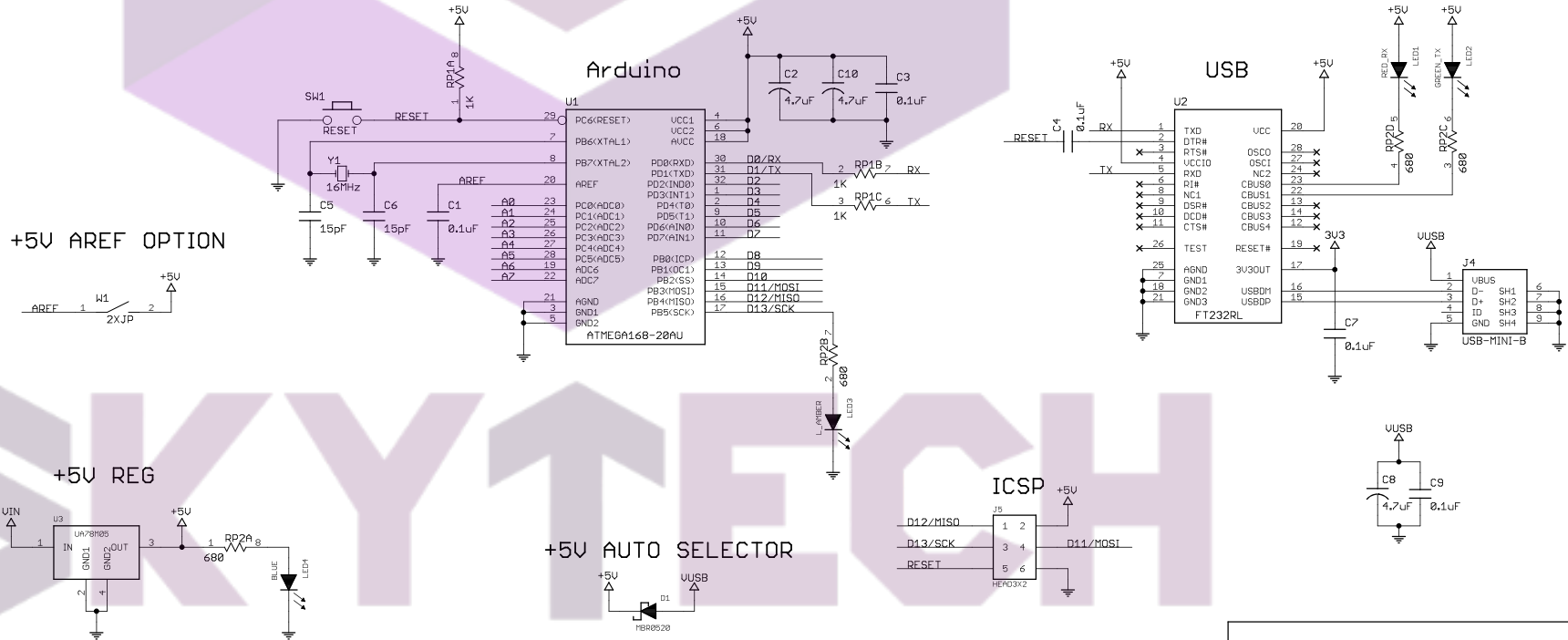
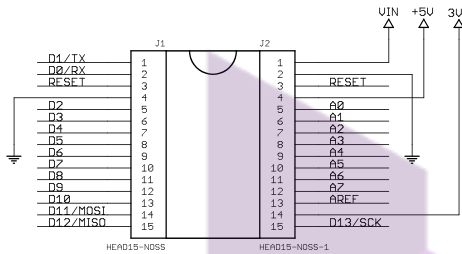
تهیه و توزیع قطعات الکترونیک

Arduino Nano Bill of Material

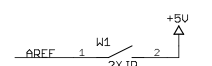
Item Number	Qty.	Ref. Dest.	Description	Mfg. P/N	MFG	Vendor P/N	Vendor
1	5	C1,C3,C4,C7,C9	Capacitor, 0.1uF 50V 10% Ceramic X7R 0805	C0805C104K5RACTU	Kemet	80-C0805C104K5R	Mouser
2	3	C2,C8,C10	Capacitor, 4.7uF 10V 10% Tantalum Case A	T491A475K010AT	Kemet	80-T491A475K010	Mouser
3	2	C5,C6	Capacitor, 18pF 50V 5% Ceramic NOP/COG 0805	C0805C180J5GACTU	Kemet	80-C0805C180J5G	Mouser
4	1	D1	Diode, Schottky 0.5A 20V	MBR0520LT1G	ONsemi	863-MBR0520LT1G	Mouser
5	1	J1,J2	Headers, 36PS 1 Row	68000-136HLF	FCI	649-68000-136HLF	Mouser
6	1	J4	Connector, Mini-B Recept Rt. Angle	67503-1020	Molex	538-67503-1020	Mouser
7	1	J5	Headers, 72PS 2 Rows	67996-272HLF	FCI	649-67996-272HLF	Mouser
8	1	LD1	LED, Super Bright RED 100mcd 640nm 120degree 0805	APT2012SRCPRV	Kingbright	604-APT2012SRCPRV	Mouser
9	1	LD2	LED, Super Bright GREEN 50mcd 570nm 110degree 0805	APHCM2012CGCK-F01	Kingbright	604-APHCM2012CGCK	Mouser
10	1	LD3	LED, Super Bright ORANGE 160mcd 601nm 110degree 0805	APHCM2012SECK-F01	Kingbright	04-APHCM2012SECK	Mouser
11	1	LD4	LED, Super Bright BLUE 80mcd 470nm 110degree 0805	LTST-C170TBKT	Lite-On Inc	160-1579-1-ND	Digikey
12	1	R1	Resistor Pack, 1K +/-5% 62.5mW 4RES SMD	YC164-JR-071KL	Yageo	YC164J-1.0KCT-ND	Digikey
13	1	R2	Resistor Pack, 680 +/-5% 62.5mW 4RES SMD	YC164-JR-07680RL	Yageo	YC164J-680CT-ND	Digikey
14	1	SW1	Switch, Momentary Tact SPST 150gf 3.0x2.5mm	B3U-1000P	Omron	SW1020CT-ND	Digikey
15	1	U1	IC, Microcontroller RISC 16kB Flash, 0.5kB EEPROM, 23 I/O Pins	ATmega168-20AU	Atmel	556-ATMEGA168-20AU	Mouser
16	1	U2	IC, USB to SERIAL UART 28 Pins SSOP	FT232RL	FTDI	895-FT232RL	Mouser
17	1	U3	IC, Voltage regulator 5V, 500mA SOT-223	UA78M05CDCYRG3	TI	595-UA78M05CDCYRG3	Mouser
18	1	Y1	Cystal, 16MHz +/-20ppm HC-49/US Low Profile	ABL-16.000MHZ-B2	Abracon	815-ABL-16-B2	Mouser

Arduino Nano Schematic

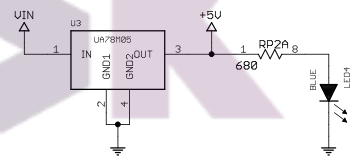
Copyright 2008 under the Creative Commons Attribution Share-Alike 2.5 License
<http://creativecommons.org/licenses/by-sa/2.5/>



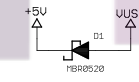
+5V AREF OPTION



+5V REG



+5V AUTO SELECTOR



NOT USED



v2.3 - Modify FT232RL to use +5V	
TITLE: Arduino Nano	
Document Number:	REV: 2.3
Date: 6/26/2008 8:35:54 PM	Sheet: 1/1

سایه و توزیع قطعات الکترونیک